



Physical Technical Testing Institute  
Ostrava-Radvanice



## EC-Type Examination Certificate

(1)

(2)

Equipment or Protective Systems Intended for use  
Directive 94/9/EC

(3) EC-Type Examination Certificate Number:

**FTZÚ 03 ATEX 0333X**

(4) Equipment or protective system: **Induction Motor Type D(.) . (.)FUY 80/...(.)**

(5) Manufacturer : **SCHIEBEL Antriebstechnik GmbH**

(6) Address: **Josef Benc – Gasse 4, A-1230 Wien, Austria**

(7) This equipment or protective system and any of acceptable variation thereto is specified in the schedule to this certificate and the documents therein referred to.

(8) The Physical Technical Testing Institute, notified body number 1026 in accordance with Article 9 of the Council Directive 94/9/EC of 23 March 1994, certifies that this equipment or protective system has been found to comply with the Essential Health and Safety Requirements relating to the design and construction of equipment and protective systems intended for use in potentially explosive atmospheres given in Annex II to the Directive.

The examination and test results are recorded in confidential Report N°

**03/0333 dated 28 November 2003**

(9) Compliance with Essential Health and safety requirements has been assured by compliance with:

**EN 50 014:1997+A1+A2**

**EN 50 018:2000**

(10) If the sign „X“ is placed after the certificate number, it indicates that the equipment or protective system is subject to special conditions for safe use specified in the schedule to this certificate.

(11) This EC-TYPE EXAMINATION CERTIFICATE relates only to the design, examination and testing of the specified equipment or protective system in accordance to the directive 94/9/EC. Further requirements of the Directive apply to the manufacturing process and supply of this equipment or protective system. These are not covered by this certificate.

(12) The marking of the equipment or protective system shall include following:

 **II 2G EEx d IIC T4**

This EC-Type Examination Certificate is valid till: **31.12.2008**

Responsible person:

**Dipl. Ing. Šindler Jaroslav**  
Head of certification body



Date of issue: **05.12.2003**

Number of pages: 1/2  
Annex No. 1 Pages: 2

This certificate is granted subject to the general conditions of the Physical Technical Testing Institute.  
This certificate may only be reproduced in its entirety and without any change, schedule included.





Physical Technical Testing Institute  
Ostrava-Radvanice

(13)

Schedule

(14) **EC-Type Examination Certificate N° FTZÚ 03 ATEX 0333X**

(15) Description of Equipment or Protective System:

Induction motor type D(.) . (.) FUY 80/...(.) is made with a flameproof enclosure for motors parts, with a surface cooling. The motor is closed by means of the front ball bearing shields with direct cable entry. The wire bushing ( 5x1,5 mm<sup>2</sup> ) type 07-91...-.../...., flameproof construction EEx d IIC is used connecting of the wires.

Technical data: - see annex No. 1

(16) Report No. : 03/0333

(17) Special conditions for safe use:

17.1 Each motor must be tested with pressure 20 bar according to standard EN 50018 cl. 16.

(18) Essential Health and Safety Requirements:

Covered by standards mentioned in (9) of this certificate.

(19) List of documentation

- |                                     |                  |
|-------------------------------------|------------------|
| ➤ Drawing No. A 937261.7883, rev. 1 | dated 17.02.1997 |
| ➤ Drawing No. A 937261.7760, rev. 4 | dated 21.02.1995 |
| ➤ Drawing No. A 937261.7759, rev. 4 | dated 21.02.1995 |
| ➤ Drawing No. A 937261.7882, rev. 1 | dated 17.02.1997 |

Responsible person:

Dipl. Ing. Šindler Jaroslav  
Head of certification body



Date of issue: 05.12.2003

Number of pages: 2/2  
Annex No. 1 Pages: 2

This certificate is granted subject to the general conditions of the Physical Technical Testing Institute.  
This certificate may only be reproduced in its entirety and without any change, schedule included.





Physical Technical Testing Institute  
Ostrava-Radvanice

ANNEX NO. 1

**EC-Type Examination Certificate N° FTZÚ 03 ATEX 0333X**

Technical data for induction motor

**1. Type: DAFUY 80/4D-11**

Construction	EEx d IIC T4
Rated output [ kW ]	0,75
Voltage [ V ]	380 – 420
Frequency [ Hz ]	50
Rated current [ A ]	2,1
Rated speed [ min <sup>-1</sup> ]	1410
cos φ	0,70
Type of loading	S2-15min ev. S4-600 c/h-30% ED

Special conditions:

A temperature switch S01 – 130°C ± 5°C fy Thermik is installed in winding for limitation temperatures.

**2. Type: DAFUY 80/6D-11**

Construction	EEx d IIC T4
Rated output [ kW ]	0,55
Voltage [ V ]	380 – 420
Frequency [ Hz ]	50
Rated current [ A ]	1,67
Rated speed [ min <sup>-1</sup> ]	930
cos φ	0,70
Type of loading	S2-15min ev. S4-600 c/h-40% ED

Special conditions:

A temperature switch S01 – 130°C ± 5°C fy Thermik is installed in winding for limitation temperatures.

**3. Type: DAFUY80/6C-11**

Construction	EEx d IIC T4
Rated output [ kW ]	0,37
Voltage [ V ]	380 – 420
Frequency [ Hz ]	50
Rated current [ A ]	1,2
Rated speed [ min <sup>-1</sup> ]	940
cos φ	0,66
Type of loading	S2-15min ev. S4-600 c/h-40% ED



Special conditions:

A temperature switch S01 – 130°C ± 5°C fy Thermik is installed in winding for limitation temperatures.





Physical Technical Testing Institute  
Ostrava-Radvanice

ANNEX NO. 1

**EC-Type Examination Certificate N° FTZÚ 03 ATEX 0333X**

Technical data for induction motor

**4. Type: DAFUY 80/2E-71**

Construction	EEx d IIC T4
Rated output [ kW ]	1,1
Voltage [ V ]	380 – 420
Frequency [ Hz ]	50
Rated current [ A ]	2,43
Rated speed [ min <sup>-1</sup> ]	2830
cos φ	0,87
Type of loading	S2-15min

Special conditions:

A temperature switch T11 – 100°C ± 6% fy Microtherm is installed in winding for limitation temperatures.

**5. Type: DABFUY 80/2E-71A**

Construction	EEx de IIC T4
Rated output [ kW ]	0,75
Voltage [ V ]	220 – 240
Frequency [ Hz ]	50
Rated current [ A ]	4,85
Rated speed [ min <sup>-1</sup> ]	2845

Special conditions:

A temperature switch T11 – 100°C ± 6% fy Microtherm is installed in winding for limitation temperatures.  
The starting condenser must be provided in the responsible type of construction and confirmed in accordance with Directive 94/9/EC.



SK





Physical Technical Testing Institute  
Ostrava-Radvanice



(1) **Supplement No. 1 to  
EC-Type Examination Certificate**

(2) **Equipment or Protective Systems Intended for use  
in Potentially Explosive Atmospheres  
Directive 94/9/EC**

(3) EC-Type Examination Certificate Number:

**FTZÚ 03 ATEX 0333X**

(4) Equipment or protective system: **Induction motor with brake type DBAFUY 80/4C-11**

(5) Manufacturer: **SCHIEBEL Antriebstechnik GmbH**

(6) Address: **Josef Benc – Gasse 4, A-1230 Wien, Austria**

(7) This supplement of certificate is valid for: - new model (variant) – extension of series

(8) Modification of certified apparatus (protective system) and any of its approved variants are specified in documentation, list of which is mentioned in schedule of this certificate.

(9) This supplement to type examination certificate is valid only for type examination of design and construction of product sample in accordance with Annex 3 Paragraph 6) of Directive No. 94/9/EC. The Directive contains another requirements, which manufacturer shall fulfil before products are place on market or introduce in service.

(10) Safety requirements of modified parts were fulfilled by satisfying the following standards:

**EN 50 014:1997+A1+A2**

**EN 50 018:2000**

(11) Marking of equipment shall contain symbols:

 **II 2G EEx d IIC T4**

(12) This type examination certificate is valid till: **31. 08. 2003**

Responsible person:

  
**Mr. Jaroslav Sindler**  
Head of certification body



Date of issue: 27.04.2004

Number of pages: 1/2  
Annex No. 1/1

This supplement to certificate is granted subject to the general conditions of the Physical Technical Testing Institute.  
This supplement to certificate may only be reproduced in its entirety and without any change, schedule included.





Physical Technical Testing Institute  
Ostrava-Radvanice

(13)

Schedule

(14)

Supplement No. 1 to  
EC-Type Examination Certificate N° FTZÚ 03 ATEX 0333X

(15) Description of Equipment or Protective System:

Induction motor with brake type DBAFUY 80/4C-11 is made with a flameproof enclosure for motors parts, with a surface cooling. The motor is closed by means of the front ball bearing shields with direct cable entry. The wire bushing ( 6x1,5 mm<sup>2</sup> ) type 07-91...-.../...., flameproof construction EEx d IIC is used connecting of the wires.

Technical data: - see annex No. 1

(16) Report No. : 03/0333

(17) Special conditions for safe use:

17.1 Each motor must be tested with pressure of 20 bar according to EN 50 018, cl. 16.

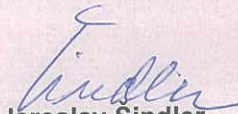
(18) Essential Health and Safety Requirements:

Covered by standards mentioned in (9) of this certificate.

(19) List of documentation

➤ Drawing No. A 937261.7845 dated 03.06.1996

Responsible person:

  
Mr. Jaroslav Sindler  
Head of certification body



Date of issue: 27.04.2004

Number of pages: 2/2  
Annex No. 1/1

This supplement to certificate is granted subject to the general conditions of the Physical Technical Testing Institute.  
This supplement to certificate may only be reproduced in its entirety and without any change, schedule included.





Physical Technical Testing Institute  
Ostrava-Radvanice

ANNEX No. 1

Supplement No. 1 to  
EC-Type Examination Certificate N° FTZÚ 03 ATEX 0333X

Technical data for induction motor

1. Type: DBAFUY 80/4C-11 tested by frequency convertor

Construction	EEx d IIC T4
Rated output [ kW ]	0,55
Voltage [ V ]	380 ÷ 420
Frequency [ Hz ]	50
Rated current [ A ]	1,46
Rated speed [ min <sup>-1</sup> ]	1425
Type of loading	S2-15 min

Special conditions:

A temperature switch S01 – 130°C ± 5°C fy Thermik is installed in winding for limitation temperatures.

A temperature switch L01 – 80°C ± 5°C fy Thermik is installed in brake for limitation temperatures.





Physical Technical Testing Institute  
Ostrava-Radvanice



## Supplement No. 2 to EC-Type Examination Certificate

(2) Equipment or Protective Systems Intended for use  
in Potentially Explosive Atmospheres  
Directive 94/9/EC

(3) EC-Type Examination Certificate Number:

**FTZÚ 03 ATEX 0333X**

(4) Equipment or protective system: **Induction Motor Type D(.) . (.)FUY 80/...(.)**

(5) Manufacturer: **SCHIEBEL Antriebstechnik GmbH**

(6) Address: **Josef Benc – Gasse 4, A-1230 Wien, Austria**

(7) This supplement of certificate is valid for: - modification of certified apparatus

(8) Modification of certified apparatus (protective system) and any of its approved variants are specified in documentation, list of which is mentioned in schedule of this certificate.

(9) This supplement to type examination certificate is valid only for type examination of design and construction of product sample in accordance with Annex 3 Paragraph 6) of Directive No. 94/9/EC. The Directive contains another requirements, which manufacturer shall fulfil before products are place on market or introduce in service.

(10) Safety requirements of modified parts were fulfilled by satisfying the following standards:

**EN 50 014:1997+A1+A2**

**EN 50 018:2000**

(11) Marking of equipment shall contain symbols:



**II 2G EEx d IIC T4**

(12) This type examination certificate is valid till: **31. 12. 2008**

Responsible person:

**Mr. Jaroslav Šindler**  
Head of certification body



Date of issue: 08.10.2004

Number of pages: 1/2  
Annex No. 1 (page 1/2)

This supplement to certificate is granted subject to the general conditions of the Physical Technical Testing Institute.  
This supplement to certificate may only be reproduced in its entirety and without any change, schedule included.





**Physical Technical Testing Institute  
Ostrava-Radvanice**

(13)

**Schedule**

(14)

**Supplement No. 2 to  
EC-Type Examination Certificate N° FTZÚ 03 ATEX 0333X**

(15) Description of Equipment or Protective System:

Induction motor type D(.) . (.) FUY 80/...(.) is made with a flameproof enclosure for motors parts, with a surface cooling. The motor is closed by means of the front ball bearing shields with direct cable entry. The wire bushing ( 5x1,5 mm<sup>2</sup> ) type 07-91...-.../...., flameproof construction EEx d IIC is used connecting of the wires.

Technical data: - see annex No. 1

(16) Report No. : 03/0333

(17) Special conditions for safe use:

Each motor must be tested with pressure of 20 bar according to EN 50 018, cl. 16.

(18) Essential Health and Safety Requirements:

Covered by standards mentioned in (10) of this certificate.

(19) List of documentation

- |                                     |       |            |
|-------------------------------------|-------|------------|
| ➤ Drawing No. A 937261.7883, rev. 1 | dated | 17.02.1997 |
| ➤ Drawing No. A 937261.7760, rev. 4 | dated | 21.02.1995 |
| ➤ Drawing No. A 937261.7759, rev. 4 | dated | 21.02.1995 |
| ➤ Drawing No. A 937261.7882, rev. 1 | dated | 17.02.1997 |

Responsible person:

**Mr. Jaroslav Šindler**  
Head of certification body



Date of issue: 08.10.2004

Number of pages: 2/2  
Annex No. 1 (page 1/2)

This supplement to certificate is granted subject to the general conditions of the Physical Technical Testing Institute.  
This supplement to certificate may only be reproduced in its entirety and without any change, schedule included.





Physical Technical Testing Institute  
Ostrava-Radvanice

ANNEX No. 1

Supplement No. 2 to  
EC-Type Examination Certificate N° FTZÚ 03 ATEX 0333X

Technical data for induction motor

1. Type: DAFUY 80/4D-11

Construction	EEx d IIC T4
Rated output [ kW ]	0,75
Voltage [ V ]	380 – 420
Frequency [ Hz ]	50
Rated current [ A ]	2,1
Rated speed [ min <sup>-1</sup> ]	1410
cos φ	0,70
Type of loading	S2-15min ev. S4-600 c/h-30% ED

Special conditions:

A temperature switch S01 – 130°C ± 5°C fy Thermik is installed in winding for limitation temperatures.

2. Type: DAFUY 80/6D-11

Construction	EEx d IIC T4
Rated output [ kW ]	0,55
Voltage [ V ]	380 – 420
Frequency [ Hz ]	50
Rated current [ A ]	1,67
Rated speed [ min <sup>-1</sup> ]	930
cos φ	0,70
Type of loading	S2-15min ev. S4-600 c/h-40% ED

Special conditions:

A temperature switch S01 – 130°C ± 5°C fy Thermik is installed in winding for limitation temperatures.

3. Type: DAFUY 80/6C-11

Construction	EEx d IIC T4
Rated output [ kW ]	0,37
Voltage [ V ]	380 – 420
Frequency [ Hz ]	50
Rated current [ A ]	1,2
Rated speed [ min <sup>-1</sup> ]	940
cos φ	0,66
Type of loading	S2-15min ev. S4-600 c/h-40% ED

Special conditions:

A temperature switch S01 – 130°C ± 5°C fy Thermik is installed in winding for limitation temperatures.







Physical Technical Testing Institute  
Ostrava-Radvanice

ANNEX No. 1

Supplement No. 2 to  
EC-Type Examination Certificate N° FTZÚ 03 ATEX 0333X

Technical data for induction motor

4. Type: DAFUY 80/2E-71

Construction	EEx d IIC T4
Rated output [ kW ]	1,1
Voltage [ V ]	380 – 420
Frequency [ Hz ]	50
Rated current [ A ]	2,43
Rated speed [ min <sup>-1</sup> ]	2830
cos φ	0,87
Type of loading	S2-15min

Special conditions:

A temperature switch T11 – 100°C ± 6% fy Microtherm is installed in winding for limitation temperatures.

5. Type: DABFUY 80/2E-71A

Construction	EEx de IIC T4
Rated output [ kW ]	0,75
Voltage [ V ]	220 – 240
Frequency [ Hz ]	50
Rated current [ A ]	4,85
Rated speed [ min <sup>-1</sup> ]	2845

Special conditions:

A temperature switch T11 – 100°C ± 6% fy Microtherm is installed in winding for limitation temperatures.  
The starting condenser must be provided in the responsible type of construction and confirmed in accordance with Directive 94/9/EC.

Nominal current for different voltages results in reciprocal ratio of the voltage related to 400V. This relation is valid for scope of 190V to 750V. This Supplement is valid for each motor of a.m. type, on which the single part, test was succesfully made. Each motor must be corresponding marked.







**Supplement No. 3 to  
EC-Type Examination Certificate**

(1)

(2)

Equipment or Protective Systems Intended for use  
in Potentially Explosive Atmospheres  
Directive 94/9/EC

(3) EC-Type Examination Certificate Number:

**FTZÚ 03 ATEX 0333X**

(4) Equipment or protective system: **Induction Motor Type D(.) . (.)FUY 80/..-.(.)**

(5) Manufacturer: **SCHIEBEL Antriebstechnik GmbH**

(6) Address: **Josef Benc Gasse 4, A-1230 Wien, Austria**

(7) This supplement of certificate is valid for: - recertification according to the new standards  
- prolongation of certificate validity

(8) Modification of certified apparatus (protective system) and any of its approved variants are specified in documentation, a list of which is mentioned in the schedule of this certificate.

(9) This supplement to type examination certificate is valid only for type examination of design and construction of product sample in accordance with Annex 3 Paragraph 6) of Directive No. 94/9/EC. The Directive contains other requirements, which manufacturer shall fulfil before products are placed on the market or introduce in service.

(10) Safety requirements of modified parts were fulfilled by satisfying the following standards:

**EN 60079-0:2006; EN 60079-1:2004**

(11) Marking of equipment shall contain symbols:

**Ex II 2G Ex d IIC T4**

(12) This type examination certificate is valid till: **30.06.2010**

Responsible person:

  
Dipl. Ing. Jaroslav Šindler  
Head of certification body



Date of issue: 25.11.2009

Number of pages: 2  
Page: 1/2

This supplement to certificate is granted subject to the general conditions of the Physical Technical Testing Institute.  
This supplement to certificate may only be reproduced in its entirety and without any change, schedule included.





**Physical Technical Testing Institute  
Ostrava-Radvanice**

(13) **Schedule**

(14) **Supplement No. 3 to  
EC-Type Examination Certificate N° FTZÚ 03 ATEX 0333X**

(15) Description of Equipment or Protective System:

The device is recertified according to the new standards EN 60079-0 and EN 60079-1.

Any changes in the construction were made.

Any one supplemental test are requested.

(16) Report No. : 03/0333-D3

(17) Special conditions for safe use:

17.1 The conditions attached in the main document are valid in whole range.

17.2 Maximum design gaps of flameproof joints are smaller than maximum permitted gaps according to standard. Verified values of design gaps are mentioned in documentation, a list of which is given in clause (19) of this supplement.


(18) Essential Health and Safety Requirements:

Covered by standards mentioned in (10) of this supplement.

(19) List of documentation

➤ Drawings No. A 937261.7908, rev. 1	dated	08.09.1997
A 937261.7802, rev. 3	dated	18.10.1997
A 937261.7756, rev. 7	dated	26.01.1995
A 937261.7755, rev. 6	dated	26.01.1995
A 937261.7754, rev. 7	dated	26.01.1995

Responsible person:

  
Dipl. Ing. Jaroslav Sindler  
Head of certification body



Date of issue: 25.11.2009

Page: 2/2

This supplement to certificate is granted subject to the general conditions of the Physical Technical Testing Institute.  
This supplement to certificate may only be reproduced in its entirety and without any change, schedule included.





**Supplement No. 4 to  
EC-Type Examination Certificate**

**Equipment or Protective Systems Intended for use  
in Potentially Explosive Atmospheres  
Directive 94/9/EC**

(3) EC-Type Examination Certificate Number:

**FTZÚ 03 ATEX 0333X**

(4) Equipment or protective system: **Induction Motor Type D(.) . (.)FUY 80/...(.)**

(5) Manufacturer: **SCHIEBEL Antriebstechnik GmbH**

(6) Address: **Josef Benc – Gasse 4, A-1230 Wien, Austria**

(7) This supplement of certificate is valid for: - recertification according to the new standards  
- prolongation of certificate validity  
- modification of certified apparatus

(8) Modification of certified apparatus (protective system) and any of its approved variants are specified in documentation, a list of which is mentioned in the schedule of this certificate.

(9) This supplement to type examination certificate is valid only for type examination of design and construction of product sample in accordance with Annex 3 Paragraph 6) of Directive No. 94/9/EC. The Directive contains other requirement which the manufacturer shall fulfil before products are placed on the market or introduce in service.

(10) Safety requirements of modified parts were fulfilled by satisfying the following standards:

**EN 60079-0:2009; EN 60079-1:2007;**

(11) Marking of equipment shall contain symbols:

 **II 2G Ex d IIC T4 Gb**

(12) This type examination certificate is valid till: **30.06.2016**

Responsible person:

  
Dipl. Ing. Šindler Jaroslav  
Head of certification body



Date of issue: 23.06.2011

Page: 1/2  
Annex: No. 1 (2 pages)

This supplement to certificate is granted subject to the general conditions of the Physical Technical Testing Institute.  
This supplement to certificate may only be reproduced in its entirety and without any change, schedule included.





**Physical Technical Testing Institute  
Ostrava-Radvanice**

(13)

**Schedule**

(14)

**Supplement No. 4 to  
EC-Type Examination Certificate N° FTZÚ 03 ATEX 0333X**

(15) Description of Equipment or Protective System:

- a) Induction Motor Type D(.) . (.)FUY 80..-(.) is recertified according standards EN 60079 - 0:2009 and EN 60079 - 1:2007;
- b) Enlargement about ambient temperature  $T_{amb} : -50^{\circ}\text{C} < T_{amb} < +70^{\circ}\text{C}$ ;
- c) Enlargement about alternative mains frequency: 60Hz;
- d) Any changes in the construction were made.

(16) Report No. : 03/0333-D4

(17) Special conditions for safe use:

17.1 The conditions attached in the main document are valid in whole range.

17.2 Maximum design gaps of flameproof joints are smaller than maximum permitted gaps according to standard. Verified values of design gaps are mentioned in documentation, a list of which is given in clause (19) of this supplement.

(18) Essential Health and Safety Requirements:

Covered by standards mentioned in (10) of this certificate.

(19) List of documentation

- |                                     |       |            |
|-------------------------------------|-------|------------|
| ➤ Drawing No. A 937261.7908, rev. 1 | dated | 08.09.1997 |
| ➤ Drawing No. A 937261.7802, rev. 3 | dated | 18.10.1997 |
| ➤ Drawing No. A 937261.7756, rev. 7 | dated | 26.01.1995 |
| ➤ Drawing No. A 937261.7755, rev. 6 | dated | 26.01.1995 |
| ➤ Drawing No. A 937261.7754, rev. 7 | dated | 26.01.1995 |
| ➤ Drawing No. Mot80-0114            | dated | 20.06.2011 |

Responsible person:

  
Dipl. Ing. Šindler Jaroslav  
Head of certification body



Date of issue: 23.06.2011

Page: 2/2

Annex: No. 1 (2 pages)

This supplement to certificate is granted subject to the general conditions of the Physical Technical Testing Institute.  
This supplement to certificate may only be reproduced in its entirety and without any change, schedule included.





## ANNEX No. 1

### Supplement No. 4 to EC-Type Examination Certificate N° FTZÚ 03 ATEX 0333X

#### Technical data induction motor

##### 1. Type: DAFUY 80/4D-11

Construction	Ex d IIC T4
Rated output [ kW ]	0,75
Voltage [ V ]	380 – 420
Frequency [ Hz ]	50 or 60
Rated current [ A ]	2,1
Rated speed [ min <sup>-1</sup> ]	1410 or 1710
cos φ	0,70
Type of loading	S2-15min ev. S4-600 c/h-30% ED

#### Special conditions:

A temperature switch S01 – 130°C ± 5°C fy Thermik is installed in winding for limitation temperatures.

##### 2. Type: DAFUY 80/6D-11


Construction	Ex d IIC T4
Rated output [ kW ]	0,55
Voltage [ V ]	380 – 420
Frequency [ Hz ]	50 or 60
Rated current [ A ]	1,67
Rated speed [ min <sup>-1</sup> ]	930 or 1130
cos φ	0,70
Type of loading	S2-15min ev. S4-600 c/h-40% ED

#### Special conditions:

A temperature switch S01 – 130°C ± 5°C fy Thermik is installed in winding for limitation temperatures.

##### 3. Type: DAFUY 80/6C-11

Construction	Ex d IIC T4
Rated output [ kW ]	0,37
Voltage [ V ]	380 – 420
Frequency [ Hz ]	50 or 60
Rated current [ A ]	1,2
Rated speed [ min <sup>-1</sup> ]	940 or 1140
cos φ	0,66
Type of loading	S2-15min ev. S4-600 c/h-40% ED



#### Special conditions:

A temperature switch S01 – 130°C ± 5°C fy Thermik is installed in winding for limitation temperatures.



**Physical Technical Testing Institute  
Ostrava-Radvanice**

**ANNEX No. 1**

**Supplement No. 4 to  
EC-Type Examination Certificate N° FTZÚ 03 ATEX 0333X**

**Technical data induction motor**

**4. Type: DAFUY 80/2E-71**

Construction	Ex d IIC T4
Rated output [ kW ]	1,1
Voltage [ V ]	380 – 420
Frequency [ Hz ]	50 or 60
Rated current [ A ]	2,43
Rated speed [ min <sup>-1</sup> ]	2830 or 3430
cos φ	0,87
Type of loading	S2-15min

**Special conditions:**

A temperature switch T11 – 100°C ± 6% fy Microtherm is installed in winding for limitation temperatures.

**5. Type: DABFUY 80/2E-71A**

Construction	Ex de IIC T4
Rated output [ kW ]	0,75
Voltage [ V ]	220 – 240
Frequency [ Hz ]	50 or 60
Rated current [ A ]	4,85
Rated speed [ min <sup>-1</sup> ]	2845 or 3445

**Special conditions:**

A temperature switch T11 – 100°C ± 6% fy Microtherm is installed in winding for limitation temperatures.  
The starting condenser must be provided in the responsible type of construction and confirmed in accordance with Directive 94/9/EC.







Physical-Technical Testing Institute  
Ostrava - Radvanice



(1) **Supplementary EU - Type Examination Certificate No.5**

(2) **Equipment or Protective Systems Intended for Use  
in Potentially Explosive Atmospheres  
(Directive 2014/34/EU)**

(3) EU - Type Examination Certificate number:

**FTZÚ 03 ATEX 0333X**

(4) Product: **Induction Motor Type D(.) . (.)FUY 80/...(.)**

(5) Manufacturer: **SCHIEBEL Antriebstechnik GmbH**

(6) Address: **Josef Benc – Gasse 4, A-1230 Wien, Austria**

(7) This supplementary certificate extends EC - Type Examination Certificate No. FTZÚ 03 ATEX 0333X to apply to products designed and constructed in accordance with the specification set out in the Schedule of the said certificate but having any variations specified in the Schedule attached to this certificate and the documents therein referred to.

(8) The Physical-Technical Testing Institute, Notified Body number 1026, in accordance with Articles 17 of Directive 2014/34/EU of the European Parliament and of the Council, dated 26.02.2014, certifies that this product, as modified by this supplementary certificate, has been found to comply with the Essential Health and Safety Requirements relating to the design and construction of products intended for use in potentially explosive atmospheres given in Annex II to the Directive.

(9) In accordance with Article 41 of Directive 2014/34/EU, EC-Type Examination Certificates referring to 94/9/EC that were in existence prior to the date of application of 2014/34/EU (20.04.2016) may be referenced as if they were issued in accordance with Directive 2014/34/EU. Supplementary Certificates to such EC-Type Examination Certificates, and new issues of such certificates, may continue to bear the original certificate number issued prior to 20.04.2016.

(10) Compliance with the Essential Health and Safety Requirements has been assured by compliance with:

**EN 60079-0:2012+A11:2013, EN 60079-1:2014**


(11) The marking of the product shall include the following:

 **II 2G Ex db IIC T4 Gb**

(12) This certificate is valid till: **31.07.2022**

Responsible person:

Dipl. Ing. Lukáš Martinák  
Head of Certification Body



Date of issue: 27.07.2017

Page: 1/2  
Annex: 1 (3 pages)

This certificate is granted subject to the general conditions of the FTZÚ, s.p.  
This certificate may only be reproduced in its entirety and without any change, schedule included.

Physical-Technical Testing Institute, s.p., Pikartská 1337/7, 716 07 Ostrava - Radvanice, Czech Republic  
tel +420 595 223 111, fax +420 596 232 672, ftzu@ftzu.cz, www.ftzu.cz



Physical-Technical Testing Institute  
Ostrava - Radvanice

(13)

**Schedule**

(14)

**Supplementary EU - Type Examination Certificate No. 5  
to FTZÚ 03 ATEX 0333X**

(15) Description of the variation to the Product:

The subject of this supplementary certificate is:

- Modification of certified apparatus;
- Evaluation according to the newest standards: EN 60079-0:2012+A11:2013, EN 60079-1:2014;
- Prolongation of certificate validity.

This supplementary certificate describes the change of the temperature sensor in the winding motor type DABFUY80/2E-71A and DAFUY80/2E-71 beginning applied temperature sensor type T11 - 100 °C ± 6% fy. Microtherm replaced temperature sensor type C4B-100 °C ± 5K fy. TMC Sensortechnik.

Technical data: - see Annex No. 1

The construction and parameters of product remain unchanged.

(16) Report Number.: 03/0333/5

(17) Specific Conditions of Use:

1. Each motor must be tested with pressure 20 bar according to standard EN 60079-1 cl. 16
2. Verified values of the maximum gaps and minimum constructional length of flameproof joints of this enclosure are different from relevant minimum and maximum values mentioned in standard. To obtain information about joints dimension it is necessary to contact the manufacturer.
3. Fasteners with a minimum property class A2-70 shall be used for mounting of the flame proof enclosure parts.

(18) Essential Health and Safety Requirements:

Compliance with the Essential Health and Safety Requirements is covered by standards mentioned in clause (10) of this supplementary certificate.

(19) Drawings and Documents:

Number	Sheet	Issue	Date	Description
Mot80-0115	1	--	26.06.2017	Drawing Label
AW_A030_587563	1	--	16.02.2017	Arbeitsanweisung WICKELEI

Responsible person:

Dipl. Ing. Lukáš Martinák  
Head of Certification Body



Date of issue: 27.07.2017

Page: 2/2

Annex: 1 (3 pages)

This certificate is granted subject to the general conditions of the FTZÚ, s.p.  
This certificate may only be reproduced in its entirety and without any change, schedule included.

Physical-Technical Testing Institute, s.p., Pikartská 1337/7, 716 07 Ostrava - Radvanice, Czech Republic  
tel +420 595 223 111, fax +420 596 232 672, ftzu@ftzu.cz, www.ftzu.cz





Physical-Technical Testing Institute  
Ostrava - Radvanice

**ANNEX No. 1**

**Supplementary EU - Type Examination Certificate No. 5  
to FTZÚ 03 ATEX 0333X**

**Technical data for induction motor**

Type: DAFUY 80/4D-11

Construction	Ex db IIC T4
Rated output [ kW ]	0,75
Voltage [ V ]	380 – 420
Frequency [ Hz ]	50 or 60
Rated current [ A ]	2,1
Rated speed [ min <sup>-1</sup> ]	1410
cos φ	0,70
Type of loading	S2-15min ev. S4-600 c/h-30% ED

Special conditions:

A temperature switch S01 – 130°C ± 5°C fy Thermik is installed in winding for limitation temperatures.

Type: DAFUY 80/6D-11

Construction	Ex db IIC T4
Rated output [ kW ]	0,55
Voltage [ V ]	380 – 420
Frequency [ Hz ]	50 or 60
Rated current [ A ]	1,67
Rated speed [ min <sup>-1</sup> ]	930
cos φ	0,70
Type of loading	S2-15min ev. S4-600 c/h-40% ED

Special conditions:

A temperature switch S01 – 130°C ± 5°C fy Thermik is installed in winding for limitation temperatures.

Responsible person:

*L. Z. J.*  
Dipl. Ing. Lukáš Martinák

Head of Certification Body



Date of issue: 27.07.2017

Page: 1/3



Physical-Technical Testing Institute  
Ostrava - Radvanice

**ANNEX No. 1**

**Supplementary EU - Type Examination Certificate No. 5  
to FTZÚ 03 ATEX 0333X**

**Technical data for induction motor - continuation**

Type: DAFUY 80/6C-11

Construction	Ex db IIC T4
Rated output [ kW ]	0,37
Voltage [ V ]	380 – 420
Frequency [ Hz ]	50 or 60
Rated current [ A ]	1,2
Rated speed [ min <sup>-1</sup> ]	940
cos φ	0,66
Type of loading	S2-15min ev. S4-600 c/h-40% ED

Special conditions:

A temperature switch S01 – 130 °C ± 5 °C fy Thermik is installed in winding for limitation temperatures.

Type: DAFUY 80/2E-71

Construction	Ex db IIC T4
Rated output [ kW ]	1,1
Voltage [ V ]	380 – 420
Frequency [ Hz ]	50 or 60
Rated current [ A ]	2,43
Rated speed [ min <sup>-1</sup> ]	2830
cos φ	0,87
Type of loading	S2-15min


Special conditions:

A temperature switch C4B - 100°C ± 5K fy. TMC Sensortechnik is installed in winding for limitation temperatures.

Responsible person:

*V. Z. Juf*

Dipl. Ing. Lukáš Martinák  
Head of Certification Body



Date of issue: 27.07.2017

Page: 2/3





**Physical-Technical Testing Institute  
Ostrava - Radvanice**

**ANNEX No. 1**

**Supplementary EU - Type Examination Certificate No. 5  
to FTZÚ 03 ATEX 0333X**

**Technical data for induction motor - continuation**

**Type: DABFUY 80/2E-71A**

Construction	Ex db IIC T4
Rated output [ kW ]	0,75
Voltage [ V ]	220 – 240
Frequency [ Hz ]	50 or 60
Rated current [ A ]	4,85
Rated speed [ min <sup>-1</sup> ]	2845

Special conditions:

A temperature switch C4B-100 ° C  $\pm$  5K fy. TMC Sensortechnik is installed in winding for limitation temperatures. The starting condenser must be provided in the responsible type of construction and confirmed in accordance with Directive 2014/34/EU.

Nominal current for different voltages results in reciprocal ratio of the voltage related to 400 V. This relation is valid for scope of 190 V to 750 V. This Supplement is valid for each motor of a.m. type, on which the single-part, test was successfully made. Each motor must be corresponding marked.

Responsible person:

*V. Z. Zaf*  
Dipl. Ing. Lukáš Martinák  
Head of Certification Body



Date of issue: 27.07.2017

Page: 3/3

This certificate is granted subject to the general conditions of the FTZÚ, s.p.  
This certificate may only be reproduced in its entirety and without any change, schedule included.

Physical-Technical Testing Institute, s.p., Pikartská 1337/7, 716 07 Ostrava - Radvanice, Czech Republic  
tel +420 595 223 111, fax +420 595 232 672, ftzu@ftzu.cz, www.ftzu.cz